


Miss Emma's

Resources

Watch Monster Mapping® in
The Early Years: DyslexiaDoctorhouse.com

Visual and Linguistic Phonics

Created for Dyslexic Learners by Miss Emma, The Reading Whisperer






DyslexiaDoctorHouse.com



Learn about specific elements of the Speech Sound Pics (SSP) Approach, and incorporate into your teaching !



Offering programs and resources to teach:

Phoneme pronunciation and Phonemic Awareness Skills (Phase 1)

- this enables students to be ABLE to learn phonics. (Monster Mapping kit handbook)

90+ high frequency graphemes, within the 30 minute phonics program

- Recognising, blending and using high frequency 'sound pics' (Pass the UK phonics test before the end of the first year in school)

Need Decodable readers, Miss Emma's Coding Poster videos and A3 Coding Posters

Reading, letter formation and spelling (Phase 2)

The 2 hour literacy block covers every strand of the Australian Curriculum for English, also suitable for teachers worldwide (UK, USA, China etc) Need class pack

Speedy Six Spelling – 6 fast paced activities to develop working memory, and an awareness of less frequently used graphemes through inquiry learning. Use the Spelling Clouds

- order the Spelling Clouds for Walls (A4 or A5) Monster Bank, Spelling Cloud Keyrings
SpellingClouds.com

Sight Words Done Differently – Fast paced learning of high frequency words.

Students can read AND spell them correctly within writing activities. SpeedySightWords.com

Every Speech Sound Monster is linked to it's own IPA (phonetic) symbol. The SSP Monsters are used within Phase 1 (an Early Intervention for Dyslexia) and then within the Speedy Six Spelling Activities (TheSpeedySix.com) Students can figure out ANY words that have been Monster Mapped® and this is especially useful when learning the 300 most commonly used (HFWs) ! SpeedySightWords.com

was



w




a



s

said



s



e



d



[The English Speech Sounds – The Speech Sound Monsters https://youtu.be/VAFE38oG-CM](https://youtu.be/VAFE38oG-CM)

Spotlight on The Monster Mapping[®] Kit

Ideal for parents of pre-schoolers & EY Educators,
and Learning Support Teachers



<https://youtu.be/sujM8b0dE1I>

AU\$165 / GB£95

Currently on sale !



Suppliers in AU and GB, however we ship worldwide.

Email for your personalised quote inc shipping. info@TeacherlessTeaching.com

Special Offer ! AU\$125 (plus P&P and GST)

GB£70 (plus P&P)

The Monster Mapping® Kit. Ideal for Parents of Pre-Schoolers and Learning Support Teachers.

Complete 'Teaching Reading and Spelling' Kit. Use with the SSP Monster Mapping® app.

All Speech Sound Monsters,
All Spelling Choices

Decodable Readers
that follow the SSP
Phonics Teaching Order

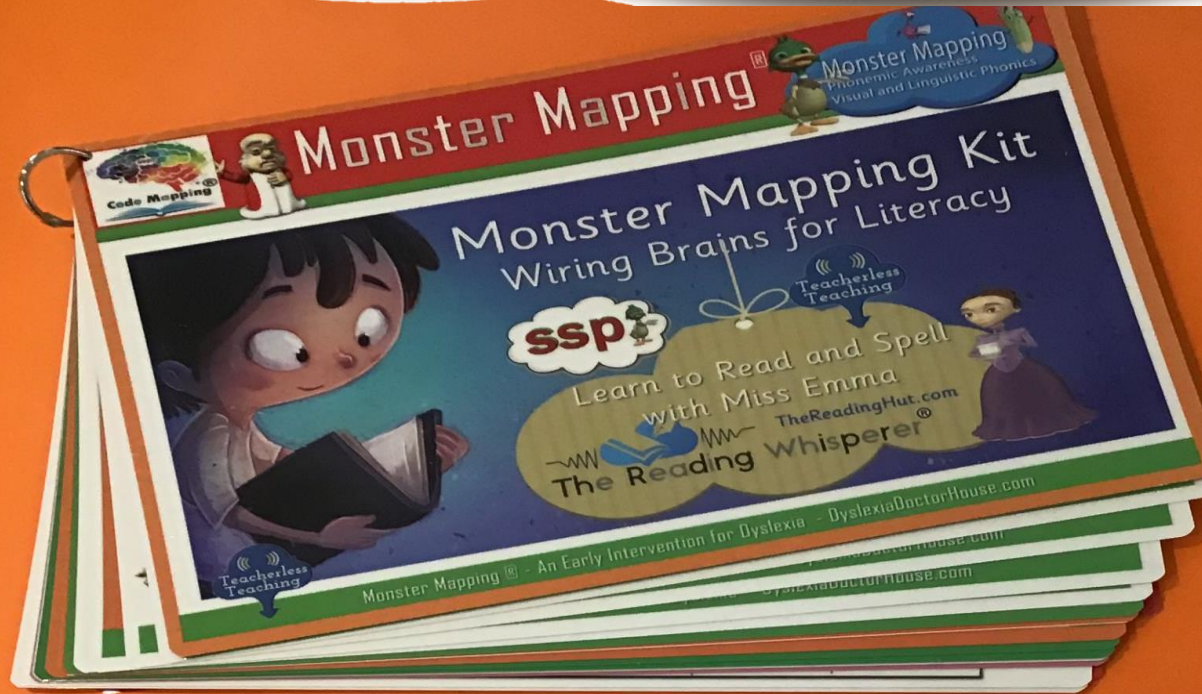
Phase 1 Resources, intro to Phase 2
(Early Intervention for Dyslexia)

Visual Prompt Stickers
- use with the 2 packs of
Monster Cards, to build a
Monster Bank – All Spelling Choices

400+ High Frequency (HF) Words

A4 Coding Posters- 4 Code Levels
90+ HF Graphemes


The Monster Mapping® Kit Resource Handbook



The Monster Mapping® Kit Handbook

Phase 1 Resources, intro to Phase 2
SSP 'Early Intervention for Dyslexia'


Use as a stand-alone phonemic awareness program with the SSP
Monster Mapping® app.



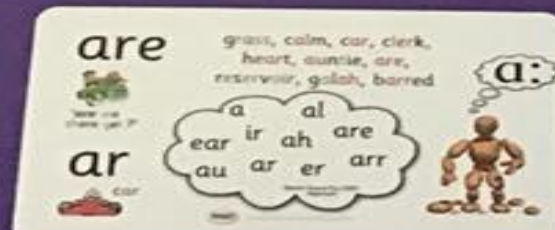
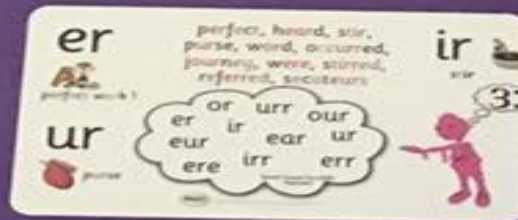
The Monster Mapping® Kit Resource Handbook



Two small Speech Sound Monster card packs. Each pack includes 46 Speech Sound Monsters and 2 Miss Emma wild cards (to use when there are more than 2 of the same sound in a word)

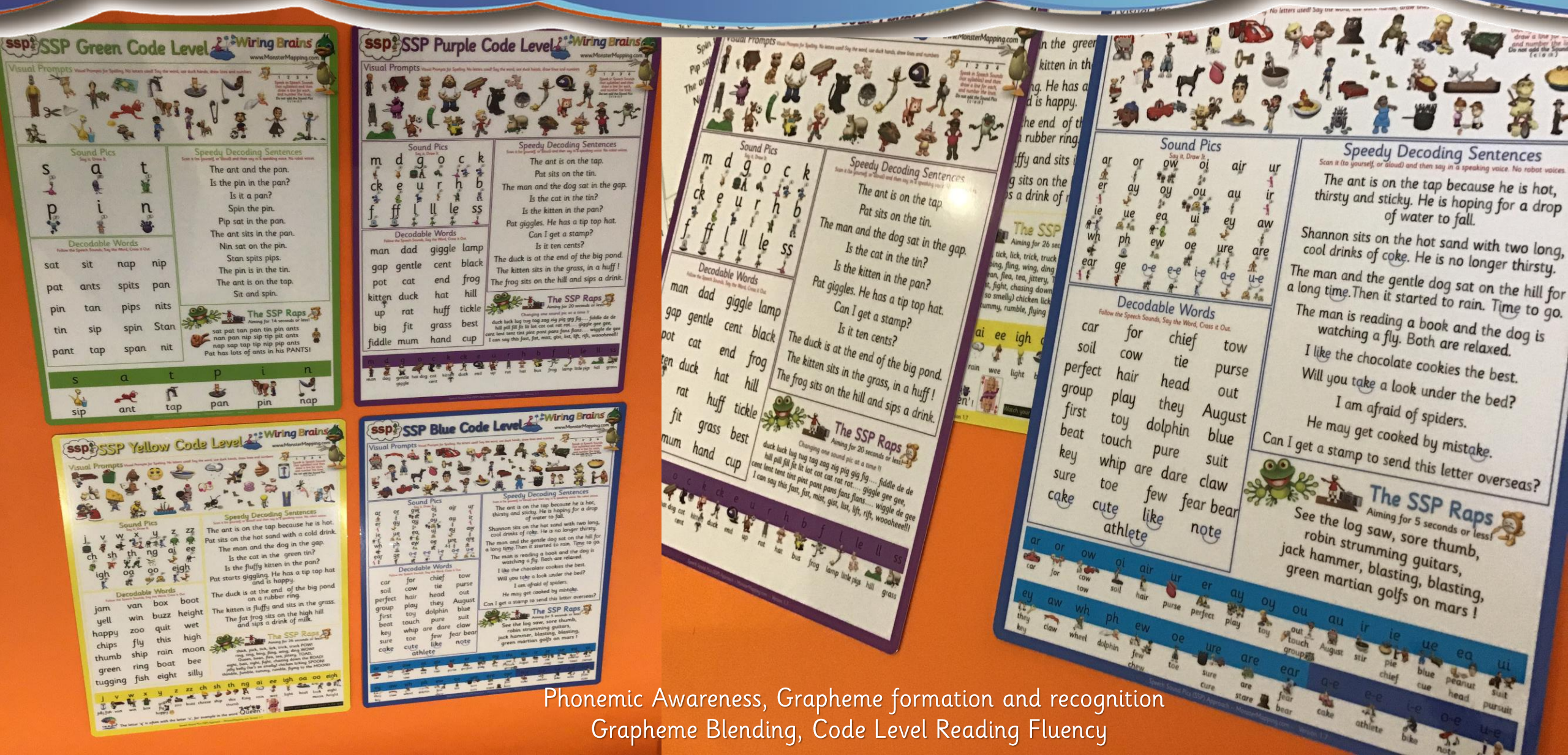


Speech Sound Monster on one side, Spelling Cloud on the other.



4 Code Levels on individual A4 SSP Coding Posters

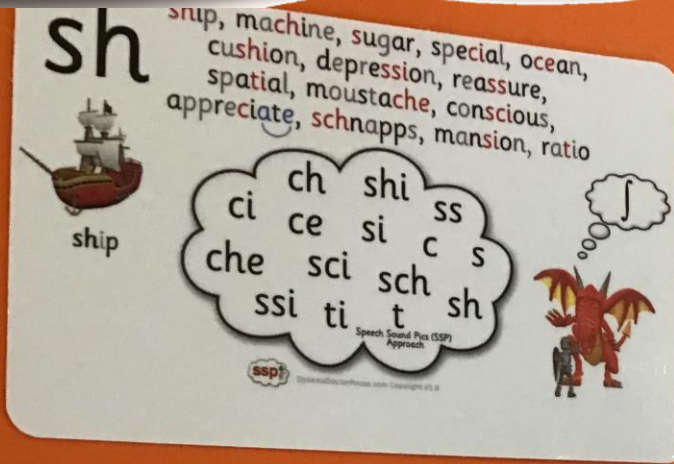
Note that there are only 2 posters (Green and Purple on one side. Yellow and Blue on the other)



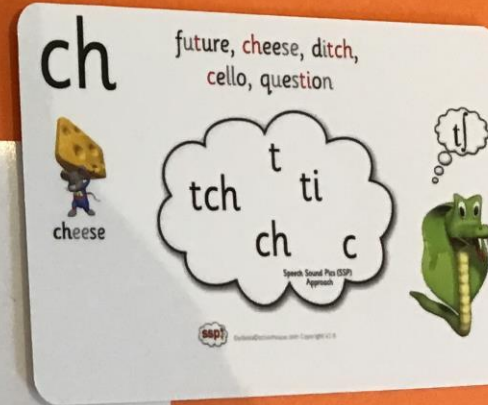
Phonemic Awareness, Grapheme formation and recognition
Grapheme Blending, Code Level Reading Fluency

Use the 2 Packs of Monster Cards and Visual Prompt Stickers to build your own Speech Sound Monster Bank (Spelling Bank showing ALL Spelling Choices for the English Speech Sounds)

Speech Sound Monster Bank




46 Speech Sound Monster Cards



54 Mini Decodable Readers included in the Monster Mapping® Kit

Practice blending the 4 Code Level Sound Pics®



Pocket Rocket
Orange Readers
- SSP Green &
Purple Code Levels

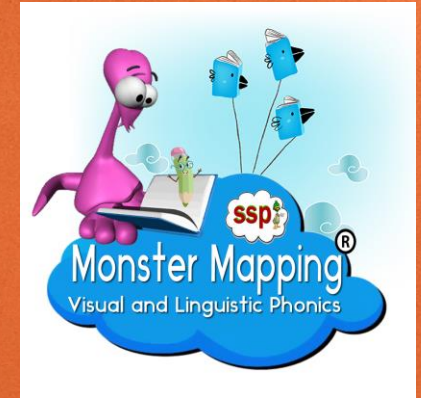
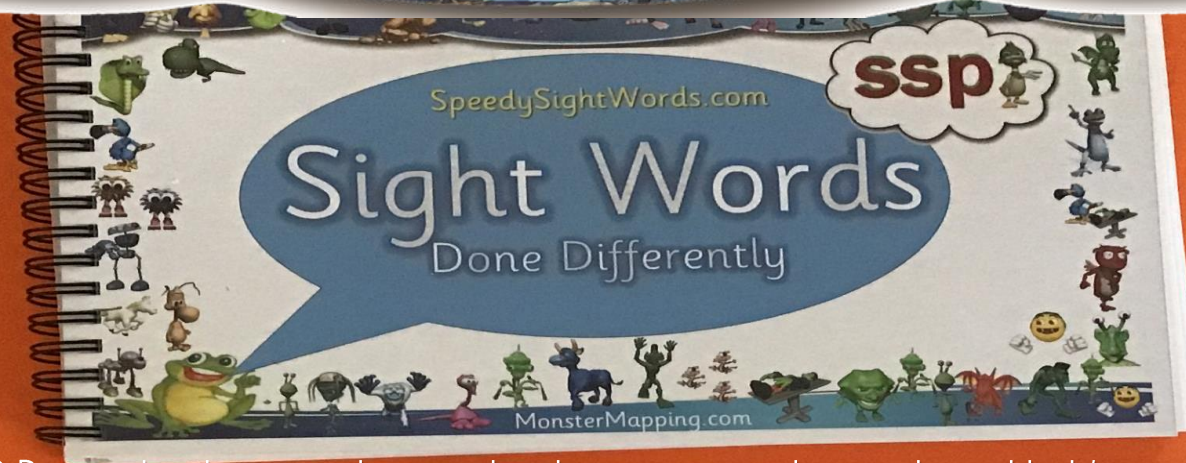



Pocket Rocket
Purple Readers
- SSP Yellow &
Blue Code Levels




400+ High Frequency Words. SSP Code Mapped and Monster Mapped®

Use with the Duck Level Word videos in the SSP Monster Mapping® app



Code Mapping® is an SSP Patented technique – showing the phoneme to grapheme splits in black/ grey. It shows the 'Sound Pics'®. Monster Mapping® ensures that students know WHICH English speech sounds are linked with each segmented Sound Pic®



Visit the shop for Digital Downloads

Handwriting practice sheet for the sentence "Charlie went to eat chips!". The sheet features three rows of monster characters corresponding to the words: "Charlie" (green lizard, orange robot, green dinosaur, black monster), "went" (green lizard, green dinosaur, blue monster, green monster), and "to" (green monster, yellow smiley face). Below each row are dashed lines for tracing and solid lines for independent writing. The first row is labeled 1, 2, 3, 4. The second row is labeled 1, 2, 3, 4. The third row is labeled 1, 2. The bottom right corner contains the text "Code Mapped® and Monster Mapped®" and the logo for "sspi MonsterMapping.com".

Handwriting practice sheet for the sentence "Charlie went to eat chips!". The sheet features three rows of monster characters corresponding to the words: "Charlie" (green lizard, orange robot, green dinosaur, black monster), "went" (green lizard, green dinosaur, blue monster, green monster), and "to" (green monster, yellow smiley face). Below each row are dashed lines for tracing and solid lines for independent writing. The first row is labeled 1, 2, 3, 4. The second row is labeled 1, 2, 3, 4. The third row is labeled 1, 2. The bottom right corner contains the text "Code Mapped® and Monster Mapped®" and the logo for "sspi MonsterMapping.com". A whiteboard marker is visible on the right side of the sheet.

Spotlight on The Spelling Clouds®

Every spelling choice for every English speech sound

<https://youtu.be/LzxeFI2WyU>

SpellingClouds.com

Spelling Clouds for Walls (A5 or A4)

Spelling Cloud Keyring

Spelling Cloud Mats for Tables (A3)

Speech Sound Monster Cards (Small and A5)

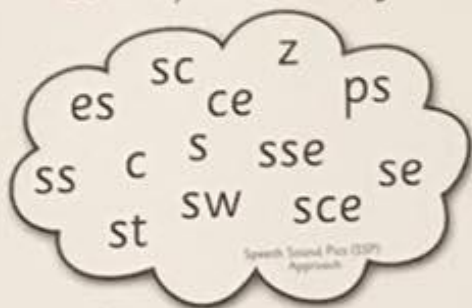
Use the small cards in the Speech Sound Monster Bank

A5 AU\$65 plus GST
GB£30
A4 AU\$85 plus GST
GB£40


Spotlight on The Spelling Clouds®

Every spelling choice for every English speech sound

S sip, cents, science, house, grass,
psychology, castle, bakes, quartz
sword, reminisce, finesse



S sip, cents, science, house, grass,
psychology, castle, bakes, quartz
sword, reminisce, finesse



Spelling Clouds for Walls (A4 or A5)



Spotlight on The Spelling Clouds®

Every spelling choice for every English speech sound

Spelling Cloud Keyring



AU\$22.50 plus GST
GB£10.25
Big savings on
bulk orders
Email us!



Spotlight on The Spelling Clouds®

Every spelling choice for every English speech sound



A3 Spelling
Cloud Mats

AU\$20 plus GST
GB£10.25
Big discounts on
bulk orders



The Speech Sound Pics (SSP) Approach. 'Teach Every Student as if they are Dyslexic'

DyslexiaDoctorHouse.com

Monster Mappings

Spotlight on The Spelling Clouds®

Every spelling choice for every English speech sound

A5 (large) pack AU\$55
plus GST / GB£30
Visual Prompt Stickers
can be ordered with
2 small pks, to make your own
Speech Sound Monster Bank.
Ready-made banks also
available.

Visual Prompt
Stickers

Order 2 packs with stickers and
make own your Monster Bank

Small Speech Sound Monster Cards. Clouds on the back.



Two small Speech Sound Monster card packs. Each pack includes 46 Speech Sound Monsters and 2 Miss Emma wild cards (to use when there are more than 2 of the same sound in a word)

Speech Sound Monster on one side, Spelling Cloud on the other.

AU\$17.50 plus GST
GB£8.95
Discounts on bulk orders !

ssp Speech Sound Monster Bank

Ready-made Speech Sound Monster Bank comes with visual prompt stickers



Order with 2 Packs of Monster Cards
Order with 2 Packs of Monster Cards
and Spelling Cloud Keyring

Spotlight on Phonemic Awareness & Systematic Phonics Teaching

Monster Mapping Kit Handbook

– Phase 1, Transition to Phase 2

A4 Coding Posters – 90+ HF Graphemes

A3 Coding Posters 90+ HF Graphemes, 100 HF words

SSP Monster Mapping app/ Student Videos

Spotlight on Phonemic Awareness & Systematic Phonics Teaching

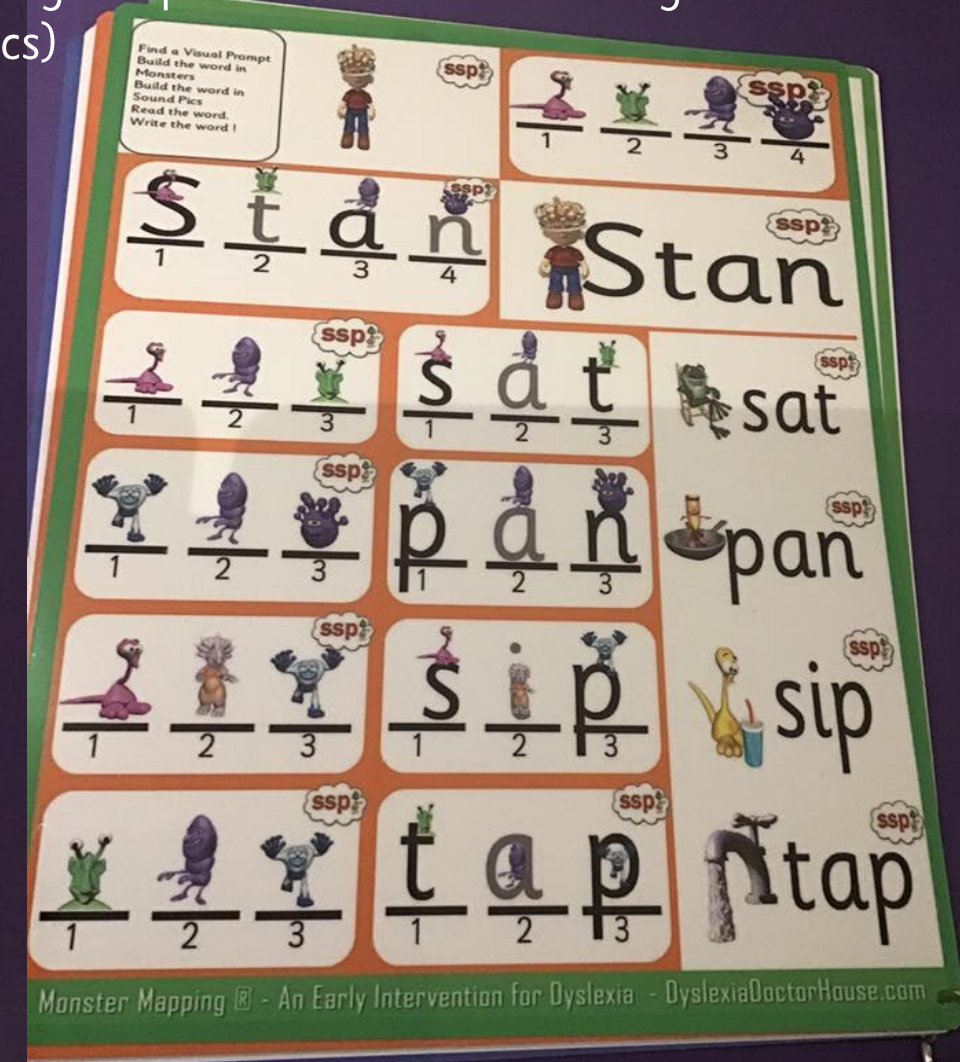
Monster Mapping Kit Handbook



Blending Phonemes
in Phase 1
(Phonemic Awareness)



Blending Graphemes in Phase 2 (Linguistic & Visual Phonics)



Spotlight on Phonemic Awareness & Systematic Phonics Teaching

A4 Coding Posters – 90+ HF Graphemes

Phonemic Awareness, Grapheme Recognition & Formation, Grapheme Blending, Decoding Fluency



2 A4 Encapsulated (Virtually Indestructible) Posters, printed both sides. Students can write on them with whiteboard pens.

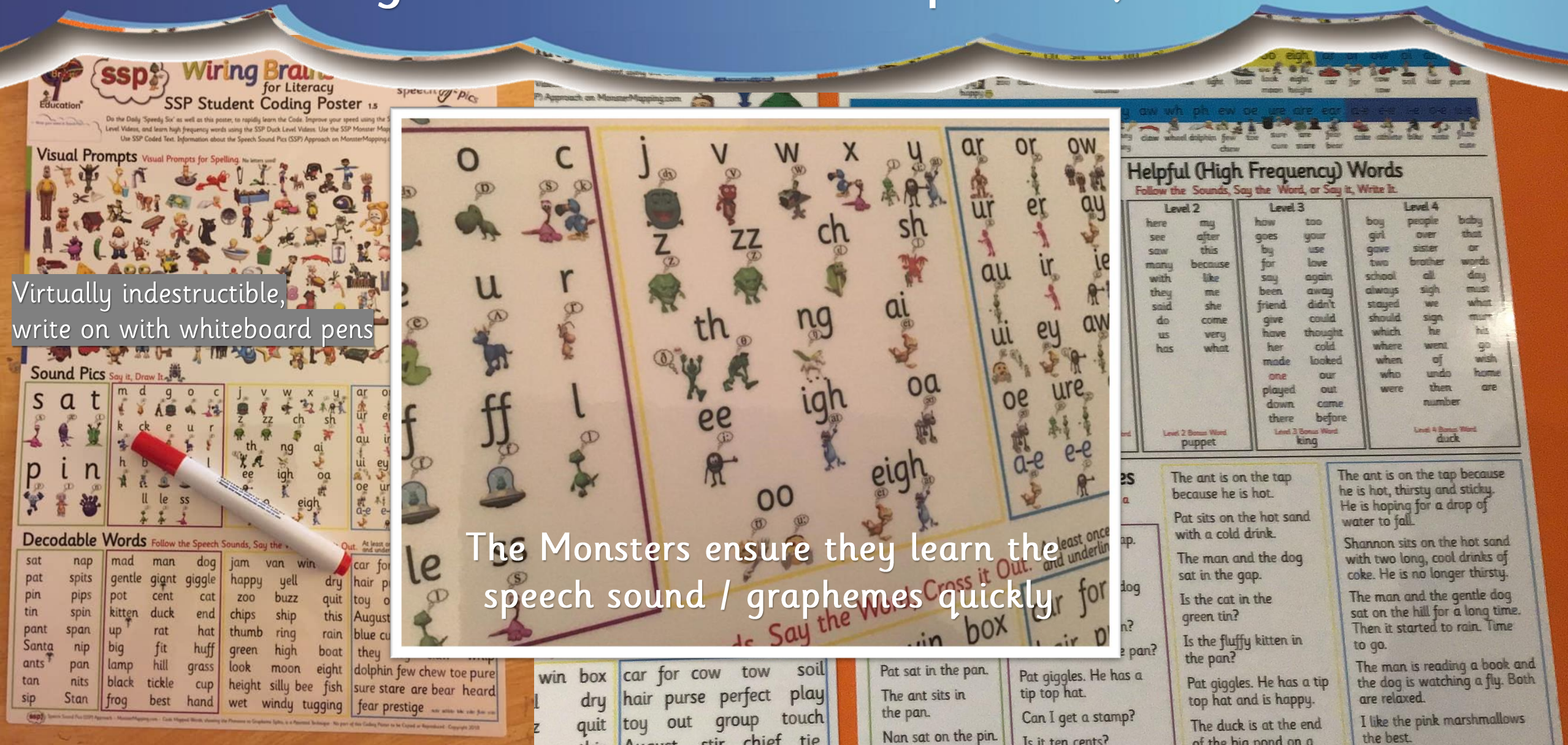


Spotlight on Phonemic Awareness & Systematic Phonics Teaching

A3 Coding Posters 90+ HF Graphemes, 100 HF words

Virtually indestructible,
write on with whiteboard pens

The Monsters ensure they learn the
speech sound / graphemes quickly





Spotlight on Phonemic Awareness & Systematic Phonics Teaching

SSP Monster Mapping app/ Student Videos







SSP Monster Mapping

- HELP ! App Info
- Free Phonics Check
- Free Monster Mapping Fun
- New News !
- SSP Shopping
- Contact Miss Emma
- Subscriber Phonics Lessons
- High Frequency Words
- Monster Reading

Phase 1 Blending



Coding Poster Blue

 a-e	 e-e	 i-e	 o-e	 u-e	 u-e
--	--	--	--	--	--

ALL 400+ Words

4
four

MonsterMapping.com

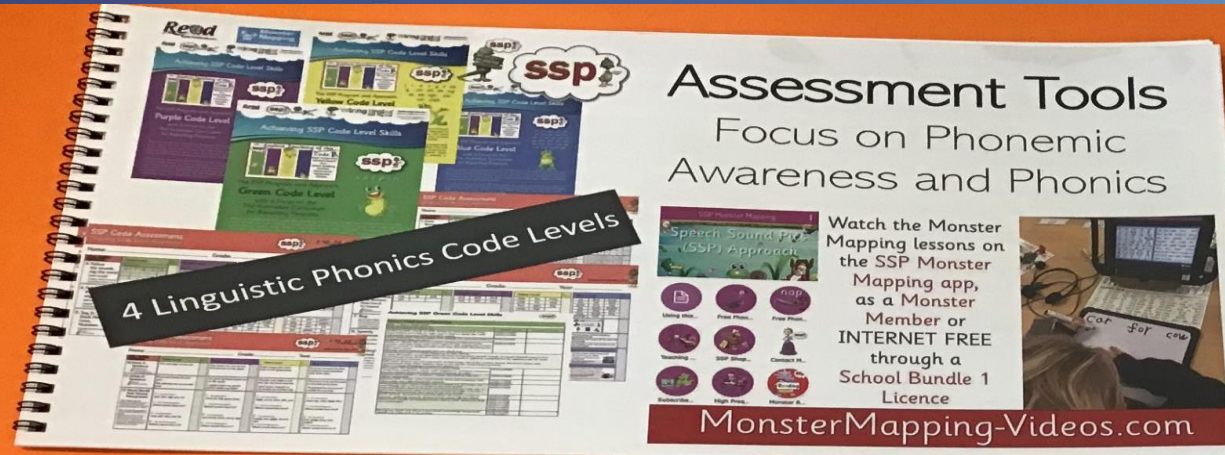
lete bike joke flute cute

\$20 app for all devices, or rent for 12 months, or buy internet free bundle.

Spotlight on Phonemic Awareness & Systematic Phonics Teaching

Phonemic Awareness and Code Level Assessment

Suggestion – once a term use old UK Phonics Test papers when students are working at SSP Yellow

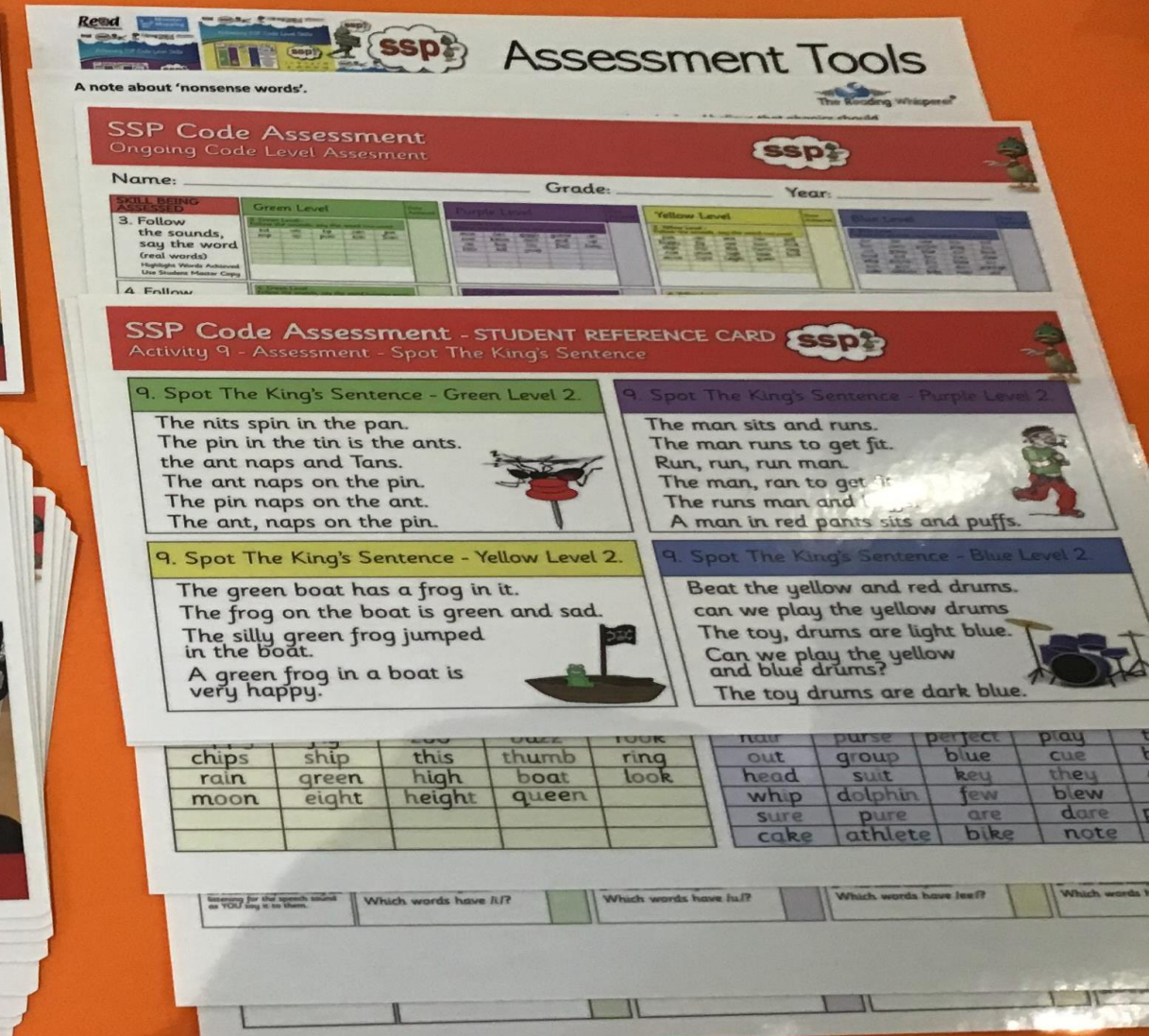


Assessment Tools
Focus on Phonemic Awareness and Phonics

4 Linguistic Phonics Code Levels

Watch the Monster Mapping lessons on the SSP Monster Mapping app, as a Monster Member or INTERNET FREE through a School Bundle 1 Licence

MonsterMapping-Videos.com



Assessment Tools
Focus on Phonemic Awareness and Phonics

A note about 'nonsense words'.

SSP Code Assessment
Ongoing Code Level Assessment

Name: _____ Grade: _____ Year: _____

3. Follow the sounds, say the word (real words)
Highlights Words Activated
Use Student Master Copy

4. Follow

SSP Code Assessment - STUDENT REFERENCE CARD
Activity 9 - Assessment - Spot The King's Sentence

9. Spot The King's Sentence - Green Level 2.

The nits spin in the pan.
The pin in the tin is the ants.
the ant naps and Tans.
The ant naps on the pin.
The pin naps on the ant.
The ant, naps on the pin.

9. Spot The King's Sentence - Purple Level 2.

The man sits and runs.
The man runs to get fit.
Run, run, run man.
The man, ran to get fit.
The runs man and
A man in red pants sits and puffs.

9. Spot The King's Sentence - Yellow Level 2.

The green boat has a frog in it.
The frog on the boat is green and sad.
The silly green frog jumped in the boat.
A green frog in a boat is very happy.

9. Spot The King's Sentence - Blue Level 2.

Beat the yellow and red drums.
can we play the yellow drums
The toy, drums are light blue.
Can we play the yellow and blue drums?
The toy drums are dark blue.

chips	ship	this	thumb	look	hair	purse	perfect	play
rain	green	high	boat	ring	out	group	blue	cue
moon	eight	height	queen	look	head	suit	key	they
					whip	dolphin	few	blew
					sure	pure	are	dare
					cake	athlete	bike	note

Searching for the speech sound as YOU say it to them.

Which words have /i/?

Which words have /u/?

Which words have /e/?

Which words have /a/?

Spotlight on Sight Words (HFW)


SpeedySightWords.com

400+ Duck Level Words, Code Mapped
- Keyring

400+ Duck Level Words, Code Mapped & Monster Mapped
- Handbook, SSP Monster Mapping app
- Cards that can be organised according to Sight Word teaching order (Fry, Dolch, Oxford etc)

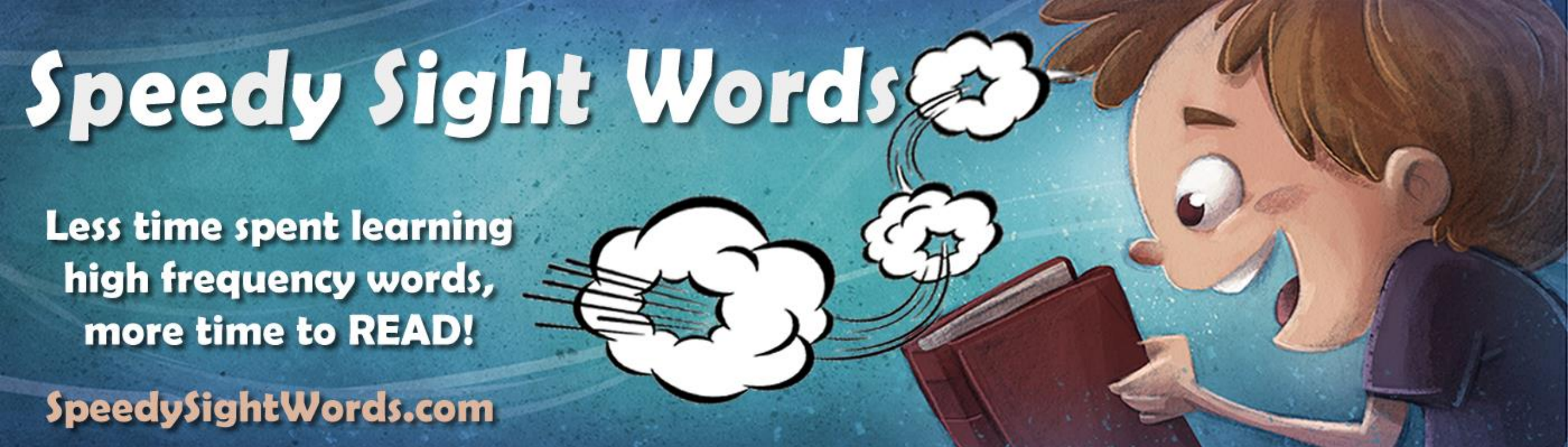
See new resources on the SSW site !

Spotlight on Sight Words (HFW)



400+
Duck Level Words,
Code Mapped
- Keyring





through

DyslexiaDoctorHouse.com



High frequency words from PM Levels 1 - 10

High Frequency Words found in PM Levels 1 - 10

Download alternative word lists from [SpeedySightWords.com](https://www.SpeedySightWords.com)

Linguistic and Visual Phonics, using Miss Emma's
Code Mapping® and **Monster Mapping®** techniques



The Reading Whisperer®

Name

Every Speech Sound Monster is linked to its own IPA (phonetic) symbol. The SSP Monsters are used within Phase 1 (an Early Intervention for Dyslexia) and then within the Speedy Six Spelling Activities ([TheSpeedySix.com](https://www.SpeedySightWords.com)). Students can figure out ANY words that have been Monster Mapped® and this is especially useful when learning the 300 most commonly used (HFWs). TheSpeedySightWords.com

was



said



The English Speech Sounds - The Speech Sound Monsters <https://youtu.be/VAF38uGCM>

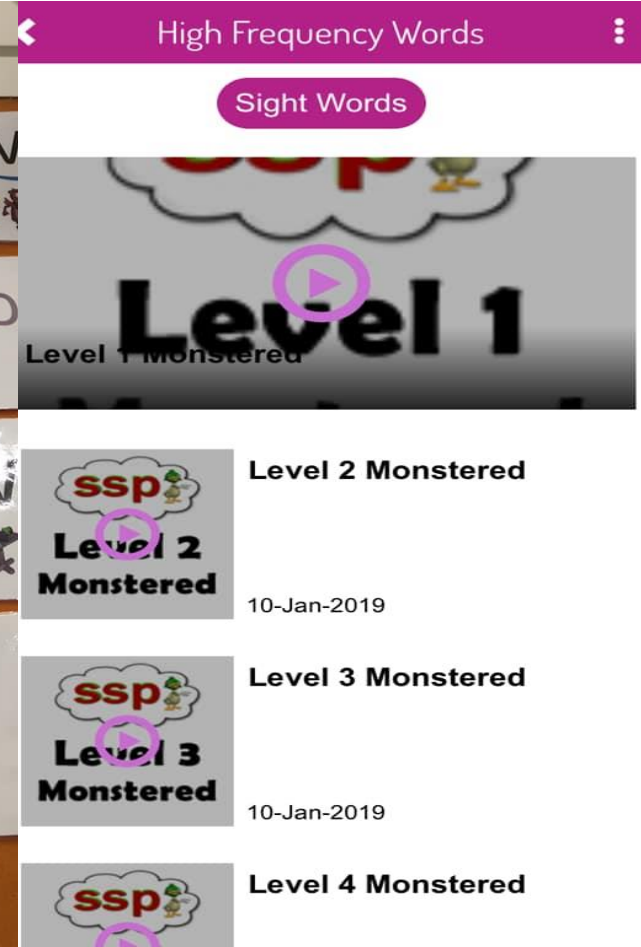
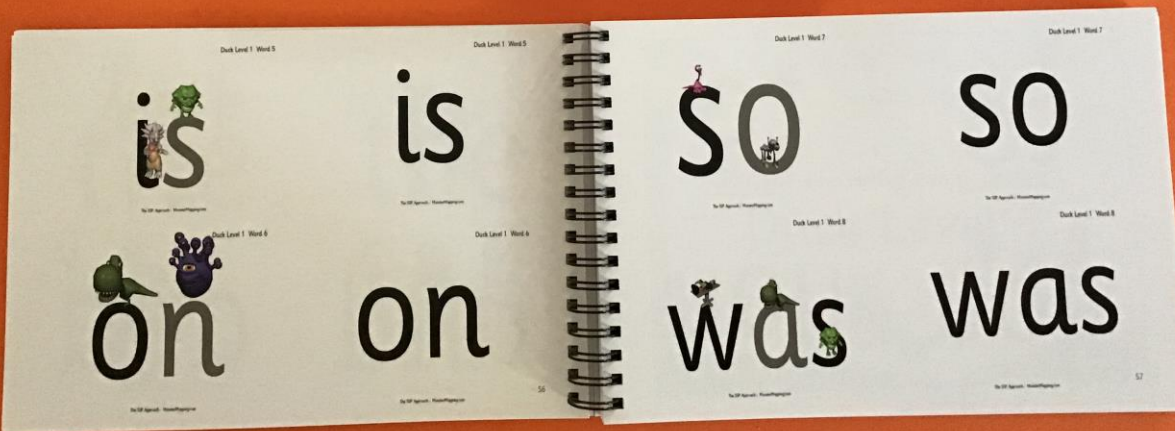
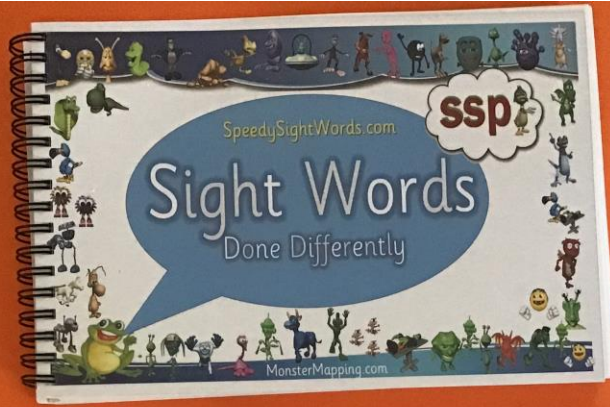
20 printable sheets of the high frequency words used in PM Levelled Readers (1 – 10)

the	the	Mum	found	found
is	he	will	boy	walk
a	am	he	girl	run
an	at	sa	play	play
lo	he	old	school	school
of	off	please		

SpeedySightWords.com
Sight Words
Done Differently
Visual and Linguistic Phonics
Created for Dyslexic Learners by Miss Emma, The Reading Whisperer

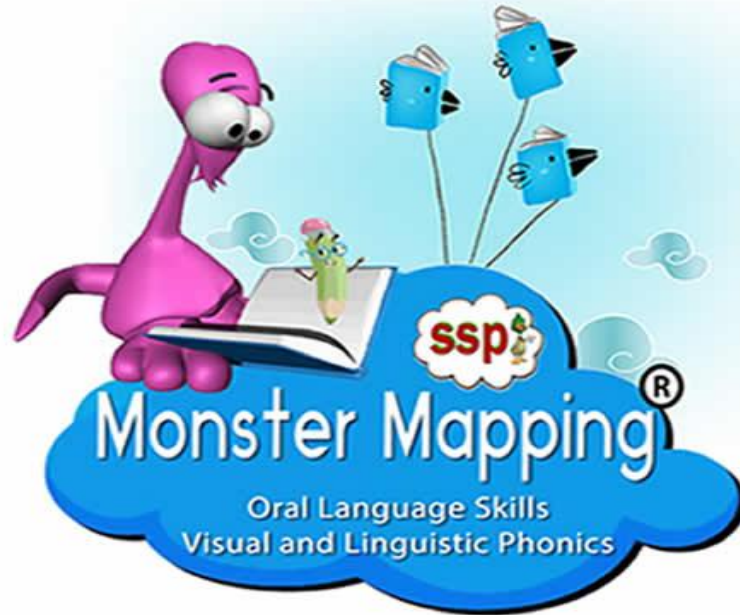
Spotlight on Sight Words (HFW)

400+ Duck Level Words, Code Mapped & Monster Mapped
- Handbook, SSP Monster Mapping app




Spotlight on Sight Words (HFW)

Cards that can be organised according to Sight Word teaching order (Fry, Dolch, Oxford etc)



SpeedySightWords.com



Spotlight on 'Teach Reading and Spelling' Packs

Resources for the Phase 2 Routine – View Online Training

10 / 15 mins Speedy Paired / Group Code Mapping (use Pocket Rockets)

8 mins Code Level Videos (use app, yearly access or internet free bundle)

10/ 15 mins Coding Posters (every student works on the same activities, at their own pace)

25 mins The Speedy Six Spelling (outside of Code Level) TheSpeedySix.com

Use the Spelling Clouds, Spelling Keyrings and Monster Cards

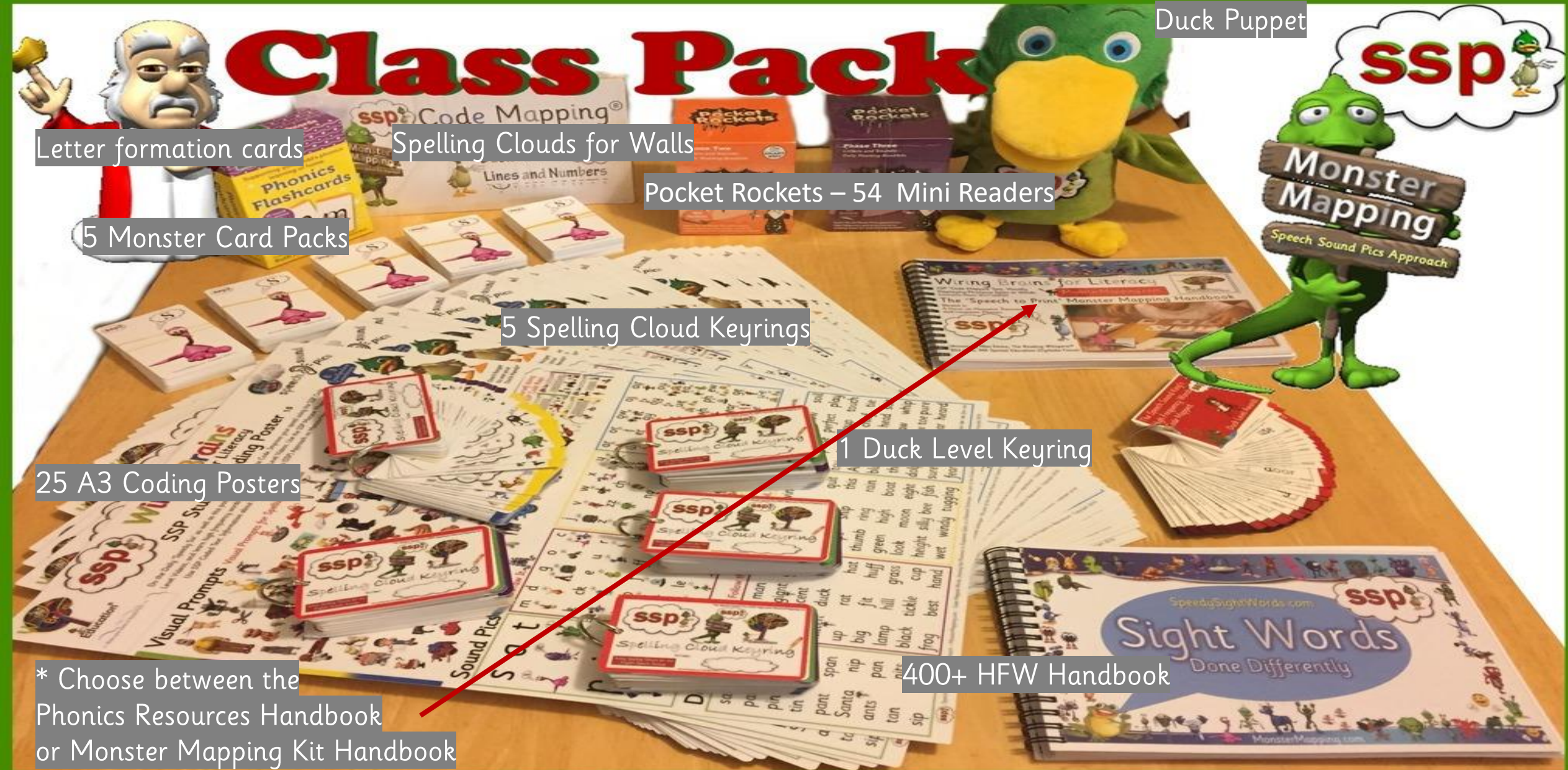
You may have to follow the school comprehension and writing programs – insert here.
If not, alternate SSP Snap and Crack/ Cracking Comprehension & Rapid Writing / Writing for a Purpose.

10 mins HFW Practice (Once a week play Speech Sound Detective with Product Boxes*)

Use Duck Level Keyrings and HFW Cards

*Use Spelling Cloud Keyring

P – 2 Class Pack for 25 Students



Learning Support Pack for 6 Students

Pocket Rocket Mini Readers

A5 Spelling Clouds for Walls

Letter formation cards

6 A3 Coding Posters

3 A4 Coding Posters

2 Monster Card Packs

5 Spelling Cloud Keyrings

2 Duck Level Word Keyrings

Speedy Sight Words Handbook

Monster Mapping Kit Handbook

Assessment Pack

* Choose between the
Phonics Resources Handbook
or Monster Mapping Kit Handbook



Luxury Option, currently includes a free Duck Puppet!



Duck, King and Frog Hand & Monster Finger Puppets



Speech Sound Monster
Finger Puppets !